


Brightfield[®]

endoscopes



URO



The following brochures
are available:



ACC



LAP



GYN



URO



ART



ORL



REP

URO - Urology

Table of Contents		Page
Index		3
<hr/>		
Endoscopes:		
	Ø 4 mm - <i>HD-Line</i> & <i>A-Line</i> (Standard) & <i>X-Line</i> (Low-Cost)	4
	Ø 2,0 mm - 2,9 mm & other connections (Ø 4 mm)	5
<hr/>		
Resectoscopy:		
	Working-Elements for Teens & Adults	6
	Resectoscope Sheaths for Teens & Adults	7
	Monopolar Electrodes - Single & Double Stem	8
	Resectoscope for Children incl. Cystoscope & Urethrotome	9
<hr/>		
Uretero-Renoscapy:		
	Uretero-Renoscopes - Semi-Rigid	10
	Instruments & Electrodes for Uretero-Renoscopes	11
<hr/>		
Nephroscopy	Percutaneous Nephroscopy	12
<hr/>		
Cystoscopy:		
	Cysto-Urethroscopy Sheaths CH / FR 7,5 - 25	13
	Endoscope Bridges - Albarrans with 1 & 2 channels	14
	Flexible Instruments - WL 40 cm	15
	Electrodes for Coagulation - Monopolar	16
	LASER-Cysto-Urethroscope-Sheath	17
	Optical Instruments for Cystoscopes with Ø 4 mm	18
	Urethrotomy - Sheath CH / FR 21	19
	Accessories - Bladder Syringe & Ellik-Evacuator	20
	Accessories - Stone Extractor & Polypectomy Snare	21
<hr/>		
Lithotripsy	Mechanical Lithotriptor	22

Endoscopes for Urology - Ø 4,0 mm



Cystoscopes - Hysteroscopes - **HD - Line-HIGH DEFINITION:**

Ø	Working length	Direction of view	REF.-NO. :
4,0 mm	30 cm	0°	300.0400.HD
		12°	300.0412.HD
		30°	300.0430.HD
		70°	300.0470.HD

Cystoscopes - Hysteroscopes - **A-Line (Standard):**

Ø	Working length	Direction of view	REF.-NO. :
4,0 mm	30 cm	0°	300.0400.A
		12°	300.0412.A
		15°	300.0415.A
		30°	300.0430.A
		70°	300.0470.A

Cystoscopes - Hysteroscopes - **X-Line (Low-Cost):**

Ø	Working length	Direction of view	REF.-NO. :
4,0 mm	30 cm	0°	300.0400.X
		15°	300.0415.X
		30°	300.0430.X
		70°	300.0470.X

All pictures and technical details subject to change ! E11/19

Endoscopes for Urology - Ø 2,0 mm - 2,7 mm - 2,9 mm



Cystoscopes - Hysteroscopes - **A-Line (Standard):**

Ø	Working length	Direction of view	REF.-NO. :
2,0 mm	26 cm	0°	200.0200.26
		30°	200.0230.26
		30°	200.0230.A
2,7 mm	30 cm	0°	301.2700.A
		30°	301.2730.A
		70°	301.2770.A
2,9 mm	30 cm	0°	301.2900.A
		30°	301.2930.A
		70°	301.2970.A
2,9 mm HD	30 cm	30°	301.2930.HD

Cystoscopes - Hysteroscopes - **A-Line - Richard Wolf**® connection:

Ø	Working length	Direction of view	REF.-NO. :
4,0 mm	29 cm	0°	300.0405.A
		12°	300.0412.A
		30°	300.0425.A
		70°	300.0475.A

Cystoscopes - Hysteroscopes - **A-Line - Olympus**® connection:

Ø	Working length	Direction of view	REF.-NO. :
4,0 mm	28,0 cm	0°	307.0400
		12°	307.0412
	28,2 cm	30°	307.0430
		28,3 cm	70°

All pictures and technical details subject to change ! E11/19

Working Elements - for Teens & Adults

TURP - Trans-Urethral Resection of the Prostate:

Working element "ACTIVE" :

for	FR	f. Scope	REF.-NO. :
Teens	19/22	2,7 / 302	350.0021
Adults	24/26	4,0 / 302	350.0011
Children	see page 7		



→ **350.00116**
ACTIVE

Urethrotomy - Hystero-Resection:

Working element "PASSIVE" :

for	FR	f. Scope	REF.-NO. :
Teens	19/22	2,7 / 302	350.0020.1
Adults	24/26	4,0 / 302	350.0010.1.OP
Children	see page 7		



← **PASSIVE**

Electrosurgical Cables - Monopolar - 3 m

Plug of cable for Electrode - Ø 2 mm male inside


Plug of cable for Electrosurgical Units of...

REF.-NO. :

...EMED [®]	3-pin plug	195.405.145
...Aesculap [®] , Martin [®] , Siemens [®]	4 mm plug-Ø	350.0001.N
...Karl Storz [®] , Richard Wolf [®] , Erbe [®] (ICC/ACC-Models)	5 mm plug-Ø	350.0001.S
...Valleylab [®] , Bowie [®] , Eschmann [®] , Keymed [®]	8 mm plug-Ø	350.0001.V



Resectoscope Sheaths - for Teens & Adults



Continuous-Flow Sheath - complete with Obturator

for	FR	Endoscope	not rotatable	rotatable :
Children	13	2,7 / 187,5	see page 7	REF.-NO.:
Teens	19/22	2,7 / 302	360.1922	360.1922.R
Adults	24/26	4,0 / 302	360.0426	360.2426
High-Flow	27/28	4,0 / 302	360.0428	360.2428

Deflecting Obturator



CH/FR 24/26	REF.-NO.:	360.0824
CH/FR 27/28	REF.-NO.:	360.0927

Visual Obturator

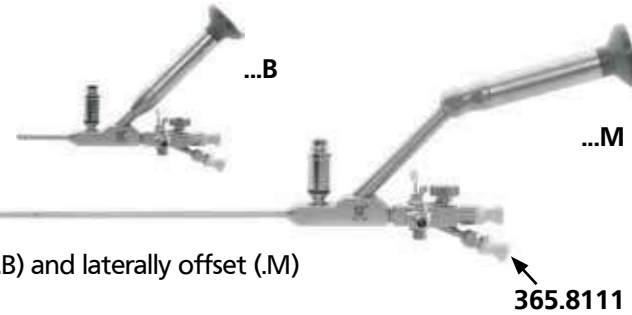


	without channel	with channel
CH/FR 24/26	360.0823	360.0823.K
CH/FR 27/28	360.0830	360.0830.K

Uretero-Renoscopes - Semi-Rigid

Features:

- CAD-designed tension-free composed-objective for optimal sharpness, colour sync and resolution !
- Image transmission through optical fiber-bundle for high resolution and optimal colour sync !
- High quality light fibers !
- Optical glass: Distal and proximal Sapphire !
- Direction of view 12° (to working channel)
- Autoclavable
- Two stop cocks for suction and irrigation
- Two insert possibilities for instruments



Standard-Line - with up to 30.000 Pixel
Two different eyepiece versions available: lateral (.B) and laterally offset (.M)

Size	Ø - Steps from distal tip to proximal end Ø in mm (FR)	Working Channel Ø (FR)	Recommend. Instruments (FR)	Working Length 315 mm	Working Length 430 mm :
S	2,0 - 2,5 mm (6,0 - 7,5)	1,4 mm (4,2)	3	365.6031.M 365.6031.B	365.6043.M 365.6043.B
M	2,7 - 3,3 mm (8,0 - 9,8)	1,8 mm (5,4)	4	365.8031.M 365.8031.B	365.8043.M 365.8043.B
L	2,8 - 3,8 mm (8,5 - 11,5)	2,1 mm (6,3)	5	365.8531.M 365.8531.B	365.8543.M 365.8543.B



HD-Line - with up to 50.000 Pixel - Direction of view 0°

Size	Ø - Steps from distal tip to proximal end Ø in mm (FR)	Working Channel Ø (FR)	Rec. Instr. (FR)	Working Length 150 mm	Working Length 310 mm	Working Length 425 mm :
S	1,6 - 3,1 mm (4,9 - 9,3)	1,33 mm (4,0)	3	365.0127	365.0327	365.0427
M	2,0 - 3,4 mm (6,0 - 10,2)	1,70 mm (5,1)	4	365.0130	365.0330	365.0430
L	2,5 - 4/4,4 mm (7,5 - 12/13,2)	2,26 mm (6,8)	5	365.0140	365.0340	365.0440

Sterilization basket for URS - Dimensions 640 x 150 x 77 mm



961.6415

Instruments & Electrodes for Uretero-Renoscopes



Semi-Rigid Instruments - WL 60 cm

CH / FR	3	4	5 :
REF.-NO.:	REF.-NO.:	REF.-NO.:	
Biopsy forceps	366.0301	366.0401A	366.0501A
Foreign body forceps	-	366.0403A	366.0503A
Stone street	-	366.0404A	366.0504A
Ureter strictures scissors	-	366.0405	366.0505
Alligator forceps	366.0307	366.0407A	366.0507A
Large fragments	-	366.0408A	366.0508A
3-prong retriever, flexible	365.0317	-	365.0517

Electrodes for Coagulation - Monopolar - WL 65 cm

	CH/FR 5	CH/FR 7 :
REF.-NO.:	REF.-NO.:	REF.-NO.:
Ball	330.0501.L	330.0701.L
Needle	330.0502.L	330.0702.L
Loop	330.0504.L	330.0704.L

Percutaneous Nephroscopy (Extracts only - Complete Set on request)

REF.-NO.:

305.0406.A



Nephroscope with parallel eyepiece
Direction of view 0°, autoclavable
working channel Ø 5 mm, with insertion tube,
add. two flanking working channels
with closable stopcocks for 1mm-Instruments



OP-Sheath, 1 fixed stop cock
Hollow-Obturator to OP-Sheath

CH/FR 24

380.0024.A
380.0024.O



OP-Sheath, 1 rotatable stopcock
Hollow-Obturator to OP-Sheath

CH/FR 26

381.0026
381.0026.O



Guide wire Lunderquist 3 FR

380.0003



Punction cannula

380.0001



Guide wire, rigid, Ø 6 Fr., 580 mm length

380.0006



Guide wire, flexible, Ø 6 Fr., 580 mm length

380.0006.F



Telescope dilation tube set from FR 9 - FR 30

380.0009 - 380.0030


Instruments Compatible to sheath REF 381.0026 only: 14 CH/FR:



3-Arm-Grasper for large stones
(U-Handle)

WL 33 cm
WL 45 cm

380.0917
380.0918



Instruments with LuerLock connection for irrigation

10,5 CH/FR:



Stone-Grasper, heavily serrated

WL 35 cm

380.0919



Stone-Grasper, fine, fenestrated

WL 35 cm

380.0920



Biopsy forceps, single action

WL 35 cm

380.0921



Sealing cap with side tab, PU

10 pieces

380.0922



3-Arm-Grasper (U-Handle)

WL 38 cm

380.0923

Cysto-Urethroscopy Sheaths

Sheath with
Standard Obturator



Visual Obturator



Ø CH / FR	Colour Code	Sheath with Standard Obturator	Compatible Endoscope
		REF.-NO. :	REF.-NO. :

Newborns, Infants, Children: Working Channel :

7,5	Yellow	360.1975	-	501.1930
9,5	Blue	360.2095	CH / FR 3	200.0230.187
11	Green	360.2110	CH / FR 3	200.0230.187
13	Red	360.2720.S	CH / FR 3	502.2730.A (Bridge 360.2721)
15	Black	310.0015	CH / FR 5	301.2930.A




Adults: Visual Obturator :

17	Yellow	310.0017	311.0017	300.0430.A
19	Green	310.0019	311.0019	300.0430.A
21	Red	310.0021	311.0021	300.0430.A
23	Blue	310.0023	311.0023	300.0430.A
25	White	310.0025	311.0025	300.0430.A



All pictures and technical details subject to change ! E11/19

All pictures and technical details subject to change ! E11/19

Endoscope Bridges - Albarrans

- 310.0100 Endoscope bridge for diagnostic 
- 310.0101 Endoscope bridge with 1 lockable instrument channel 
- 310.0102 Endoscope bridge with 2 lockable instrument channels 

Endoscope bridges	Cysto-Urethroscope-Sheath sizes in FR/CH				
	Sheath FR 17	Sheath FR 19	Sheath FR 21	Sheath FR 23	Sheath FR 25
REF.-NO.	for use with flexible instruments of following diameters:				
310.0101	1 x 5 FR	1 x 6 FR	1 x 7 FR	1 x 9 FR	1 x 10 FR
310.0102	- 1 x 5 FR	2 x 4 FR 1 x 6 FR	2 x 5 FR 1 x 7 FR	2 x 6 FR 1 x 9 FR	2 x 8 FR 1 x 10 FR

- 310.0111 
Albarran catheter deflecting mechanism, 1 instrument channel, lockable
- 310.0112 
Albarran catheter deflecting mechanism, 2 instrument channels, lockable

Albarran deflecting-mechanism	Cysto-Urethroscope-Sheath sizes in FR/CH (see page 13)				
	-	Sheath FR 19	Sheath FR 21	Sheath FR 23	Sheath FR 25
REF.-NO.	for use with flexible instruments of following diameters:				
310.0111	-	1 x 5 FR	1 x 6 FR	1 x 9 FR	1 x 10 FR
310.0112	-	2 x 4 FR 1 x 5 FR	2 x 5 FR 1 x 6 FR	2 x 6 FR 1 x 9 FR	2 x 8 FR 1 x 10 FR

Flexible Instruments - WL 40 cm






	5 CH/FR	7 CH/FR	9 CH/FR:
REF.-NO.:	REF.-NO.	REF.-NO.	REF.-NO.:
 Biopsy forceps	320.0501	320.0701	320.0901
 Scissors, pointed, single action	320.0502	320.0702	320.0905
 Foreign body forceps	320.0503	320.0703	320.0903
 Biopsy forceps with 3 spikes	320.0504	-	
 Scissors, blunt, single action	320.0505	320.0705	320.0905
 Hook scissors, single action	320.0506	320.0706	320.0906
 Alligator grasping forceps	320.0507	320.0707	320.0907
 Punch, through-cutting	320.0508	-	

All pictures and technical details subject to change ! E11/19

All pictures and technical details subject to change ! E11/19

Electrodes for Coagulation - Monopolar

		WL	CH/FR 5	CH/FR 7
			REF.-NO.:	REF.-NO.:
	Ball	45 cm 65 cm	330.0501 330.0501.L	330.0701 330.0701.L
	Needle	45 cm 65 cm	330.0502 330.0502.L	330.0702 330.0702.L
	Loop	45 cm 65 cm	330.0504 330.0504.L	330.0704 330.0704.L

Electrosurgical Cables - Monopolar - 3 m

	Plug of cable for Electrode - Ø 2 mm male inside		
<u>Plug of cable for Electrosurgical Units of...</u>			REF.-NO. :
	...EMED [®]	3-pin plug	195.405.145
	...Aesculap [®] , Martin [®] , Siemens [®]	4 mm plug-Ø	350.0001.N
	...Karl Storz [®] , Richard Wolf [®] , Erbe [®] (ICC/ACC-Models)	5 mm plug-Ø	350.0001.S
	...Valleylab [®] , Bowie [®] , Eschmann [®] , Keymed [®]	8 mm plug-Ø	350.0001.V

LASER-Cysto-Urethroscope-Sheath



SET - LASER-Cysto-Urethroscope - Continuous-Flow-Sheath FR 23 REF.-NO. **310.0000**
consisting of:



Outer Sheath REF.-NO. **310.0000.A**



Inner Sheath with LASER Channel FR 8 REF.-NO. **310.0000.I**








Visual Obturator REF.-NO. **310.0000.S**

Optional:
Standard Obturator REF.-NO. **310.0000.O**

Optical Instruments - for Cystoscopes with 4mm



for Cystoscopes Ø 4 mm - 0° + 30° and
Cysto-Urethroscope-Sheaths FR 21, 23, 25 :

		REF.-NO.:
	Biopsy forceps	312.0011
	Biopsy punch	312.0012
	Scissors	312.0013
	Grasping forceps	312.0014
	Stone grasping forceps single action	312.0054

for Cystoscopes Ø 4 mm - 30° + 70° : **REF.-NO.:**




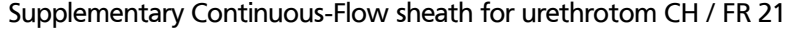



	Biopsy forceps	312.0015
---	----------------	-----------------

All pictures and technical details subject to change ! E11/19

All pictures and technical details subject to change ! E11/19

Urethrotomy

Standard-Set:

	REF.-NO.:
Urethrotome-Sheath CH / FR 21 with instrument channel CH / FR 5	355.0021
	355.0026
Obturator to Urethrotome-Sheath	355.0026
	355.0022
Guide tube to urethr.-sheath, lateral open for inserting catheters	355.0022
	355.0023
Supplementary Continuous-Flow sheath for urethrotom CH / FR 21	355.0023
	355.0031
Telescope bridge to urethr.-sheath, Channel CH / FR 5	355.0031
	352.1011
Cold knife, straight	352.1011
	352.1012
Cold knife, round	352.1012

Otis-Set:

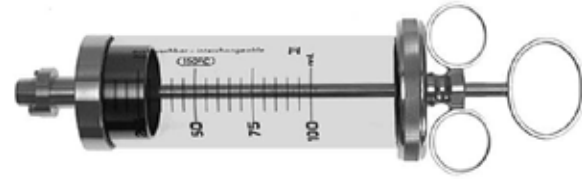
Urethrotome according to Otis-Mauermayer
consisting of:
3 tips: conical, flat, ball; spare knife

357.0011 Spare knife:



357.0001

Bladder Syringe & Ellik-Evacuator



Bladder syringe acc. to Reiner-Alexander	REF.-NO.:	Spare barrel
50 ml	315.6005	315.6006
75 ml	315.6007	315.6008
100 ml	315.6010	315.6011
150 ml	315.6015	315.6016
Conical adapter for catheters	315.6002	

Ellik-Evacuator - complete with rubber ball and glass box	SET-NO. :
Set with plug cone	315.5001
Set with locking cone	315.5011



Spare parts	REF.-NO. :
Rubber ball	315.5003
Glass box	315.5002
Plug cone	310.0104
Locking cone	310.0105

Stone Extractor & Polypectomy Snare



Handle without HF-Connection	CH / FR 3 + 5 CH / FR 7	REF.-NO.:
		330.1600 330.1600.7



Stone Extractor - 4 wires - WL 60 cm - without handle	CH / FR 3 CH / FR 5 CH / FR 7	330.0312 330.0512 330.0712
---	-------------------------------------	---

Stone Extractor - 6 wires - WL 60 cm - without handle	CH / FR 5 CH / FR 7	330.0512.6 330.0712.6
---	------------------------	--



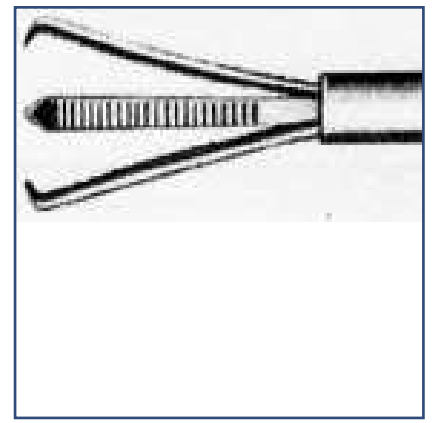
Handle for Polypectomy Snare, with LL-adapter and HF-connection	REF.-NO.:
	330.0600



Polypectomy Snare - WL 60 cm - without handle	CH / FR 5 CH / FR 7	330.0510 330.0710
---	------------------------	------------------------------------

For electro-surgical cables please see page URO 4 !

URO



ACC



LAP




GYN



ART



ORL



REP



SWEDEN:

Brightfield Endoscopes:
Drottninggatan 104, 3tr,
Stockholm, 11160, Sweden,
+46-406060642,
+436766523570,
+436766720740,
sales@brightfield.se