

Bipolar Resectoscopy System



Resectoscopy in Urology and Gynecology

Rating: Not Rated Yet

[Ask a question about this product](#)

Description



- Conduction of current through neutral pin at working element
- No more current flow through the patient's body
- No more need of neutral electrode

Bipolar working elements:

01 ACTIVE REF **354.0014.A**

02 PASSIVE REF **354.0014.P**

03 Continuous flow sheath FR 24/26 - rotatable REF **360.2426**

04 HF cable, 4 m long, for HF units of EMED REF **354.0001.E**



Lower risk of TUR syndrome due to use of physiological saline solution 0,9 % NaCl

↔ **Resectoscopy in Urology**

↔ **Hysteroscopy in Gynecology**



01



02



03



04

Bipolar electrodes 24 FR:

05 Ball 3 mm REF 354.0902

06 Ball 5 mm REF 354.0900

07 Cone shaped REF 354.0904

08 Roller barrel 3 mm REF 354.0906

09 Roller barrel 5 mm REF 354.0916

10 Knife REF 354.0912

11 Loop straight REF 354.0910

12 Loop retrograde curved REF 354.0924

13 PI-Cut loop especially for high temperatures REF 354.0924.PI




05




06



07



08




09



10



11



12



13